



Revolutionary  
Concepts For  
Shipboard Lighting



# 1' LED LINEAR MARINE FIXTURE

## 2912 COMX Model

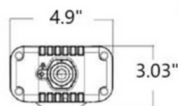
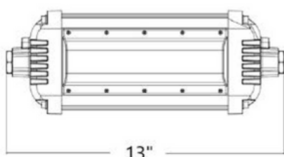
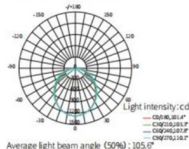


### Main Features

- 120/277VAC 50/60Hz
- Power Options: 20/30 Watts
- 120lm/w
- 2,400 - 3,600 Lumens
- IP66
- Beam Angle: 110 Degrees
- Working Temperature: -20~+40 C
- 4000 or 5000K
- 100,000 Hours
- 5 Year Warranty
- **Ignition Protection**



- Weight: 3.75 lbs
- Dimensions: 13" x 4.9" x 3.03"
- Die Cast Aluminum, Stainless Steel Hardware
- Corrosion (WF2) & Impact Resistance
- Water and Dust Proof
- Adjustable/Sliding Brackets



Schedule an appointment at

**Engine-Room-Lighting.com**

And let us take care of all your  
lighting needs!

sales@illumacorpplc.com

+1 (800)-362-1972

**ENGINE ROOM LIGHTING**  
Palmetto FL USA

